



# WHAT IS JAUNDICE AND HOW IS IT TREATED?



*Taking baby steps  
with you!*

## WHAT IS JAUNDICE?


It is a medical term used when baby's skin or white part of eye turns yellow



*Taking baby steps  
with you!*


## CAUSES OF JAUNDICE

- Bilirubin is formed by breakdown of RBC
- Bili is removed by liver & excreted in stool & urine




*Taking baby steps  
with you!*

- Jaundice happens when bili production is faster than removal
- Physiologic jaundice of newborn, not harmful, start D3 goes away by 1-2 weeks
- Bruising & mild tissue injuries during deliveries (blood collections)




*Taking baby steps  
with you!*

- Jaundice common in premature babies (born before 38 weeks)
- Inherited abnormalities of RBC (in African-American, Asian descent)
- Infections in blood, liver, urine




*Taking baby steps  
with you!*

- Different blood group types between Mother (O,Rh -)& babies (A or B, Rh+)
- **Breastfeeding Jaundice:**
  - ❑ happens earlier due to not enough milk, dehydration, loss of weight, increased bilirubin level



*Taking baby steps  
with you!*


- **Breast milk Jaundice:**
  - ❑ happens late due to immature baby's liver & intestines, slow removal of bilirubin
- Bile tract obstructions (biliary atresia, choledochal cyst, cholelithiasis, tumours) are rare



*Taking baby steps  
with you!*

## SYMPTOMS OF JAUNDICE

- Head to toe progression (first on the face, then chest, belly, arms & legs) but may also appear over entire body
- Pallor (anaemia) if hemolysis




*Taking baby steps  
with you!*



## SYMPTOMS OF JAUNDICE...*continued*


- Symptoms of infection (fever, lethargy, loss of appetite, vomiting, diarrhoea)
- Distended belly (liver, gallbladder, tumors), pale stools if obstruction present
- Bleeding tendency if liver diseases



*Taking baby steps  
with you!*

## SEVERE JAUNDICE SYMPTOMS ARE:


- Hard to wake up
- High pitched cry
- Unhappy & keep crying
- Bending body or neck backward
- Pallor (anaemia)
- Bleeding
- Symptoms of infections
- Symptoms of obstruction



*Taking baby steps  
with you!*

## HOW CAN I TELL IF MY BABY HAS JAUNDICE?


- By pressing 1 finger on baby's nose or forehead, then lift it up
- If the skin remain yellow where you pressed, your baby has jaundice



*Taking baby steps  
with you!*

## WHEN SHOULD I CALL OR VISIT MY DOCTOR OR NURSE


- If Jaundice is getting worse or baby has symptoms of severe jaundice



*Taking baby steps  
with you!*

## IS THERE A TEST FOR JAUNDICE?


- Yes, bili is measured by blood test or measuring device through baby skin



*Taking baby steps  
with you!*

## IS THERE A TEST FOR JAUNDICE?


- Yes, bili is measured by blood test or measuring device through baby skin
- Septic screen for infection
- Screen for bleeding & anaemia
- Imaging studies for obstructive causes
- Liver biopsy for obstructive causes



*Taking baby steps  
with you!*

## IS THERE ANYTHING I CAN DO ON MY OWN TO HELP JAUNDICE GET BETTER?


- Make sure baby drinks enough, breastfeed more often & in the right way
- If baby not drinking enough, talk to your doctor or nurse



*Taking baby steps  
with you!*

## BABY WHO IS DRINKING ENOUGH MUST HAVE:

- 6 or more wet nappies a day
- Bowel movements change from dark green to yellow
- Be happy after feeding




*Taking baby steps  
with you!*



## HOW IS JAUNDICE TREATED: PHOTOTHERAPY


- Light therapy (phototherapy) using blue light which breaks bili into compounds that are easier to eliminate in stool & urine
- Baby is naked, eye protected (patches or mask) put under light on open bassinet or radiant warmer



*Taking baby steps  
with you!*

## HOW IS JAUNDICE TREATED: PHOTOTHERAPY...*continued*


- Photo is continuous & only temporarily stopped for feeding or kangaroo care
- Photo stopped only when bili drop at safe level
- Exposure to sun no longer advised due to sunburns risk



*Taking baby steps  
with you!*

## HOW IS JAUNDICE TREATED: EXCHANGE TRANSFUSION


- Performed on babies who failed photo & have a risk of neurologic complication



*Taking baby steps  
with you!*

## HOW IS JAUNDICE TREATED...*continued*


- ANTIBIOTICS: IF INFECTIONS
- BLOOD PRODUCTS: IF ANAEMIA & BLEEDING
- VITAMINS(A D E K): IF BLEEDING
- SURGERY/OPERATIONS: IF OBSTRUCTION



Taking baby steps  
with you!

## COMPLICATIONS OF: PHOTOTHERAPY


- Skin rashes
- Loose stools
- Overheating/fever
- Dehydration
- “BRONZE BABY SYNDROME”(dark, greyish-brown
- Discoloration of the skin & urine)



*Taking baby steps  
with you!*


## PREVENTION

- **SCREENING:** of all newborn baby before going home & on first check up
- **MONITORING:** parents, caregivers & healthcare workers (HCW) to watch babies closely for Jaundice
- **PROMPT TREATMENT:** no delay for any reason



*Taking baby steps  
with you!*

*Thank you*



*Taking baby steps  
with you!*